

# COMMERCIAL SWING-UP CENTER POST

TRANSFORM TWO  
OR THREE DOORS  
INTO ONE



## COLORS



White

Almond

Sandtone

Green



Gray

Coffee

Black


Burnished Slate



Color Select™

Printed colors may not be accurate. Contact your Midland dealer for exact color samples

## PANEL DESIGN



## SPECIFICATIONS

3-Inch ThermoGuard™

3-Inch EnergySaver™

### U-Factor

R-Value

**0.11**

26.0



**0.15**

17.05



### Foam/Insulate

Polyurethane

Extruded closed-cell polystyrene

### Thickness

3 inches

3 inches

### Maximum Width

40 ft. 2 In.

40 ft. 2 In.

### Exterior Steel

27 gauge

20 gauge upgrade, white only

25 gauge

20 gauge upgrade, white only

### Interior Steel

27 gauge

25 gauge

### Warranty\* Excludes Springs


10 years

10 years

\*For full warranty details contact your Midland dealer




## GLASS




Plain




Bronze



Satin\*



Low E



Obscure



Double Dark\*



Gray

\*Tempered only.

## WINDOWS



24" x 7"



24" x 12"



32" x 14"

Note: 32x14 is only available in 3-inch

## OPENING WIDTH

1-Post System: Max width 48 feet

2-Post System: Max width 60 feet