

COMMERCIAL SWING-UP CENTER POST

MIDLAND
GARAGE DOOR MFG CO



COLORS



White

Almond

Sandtone

Green



Gray

Coffee

Black


Burnished Slate



Color Select™

Printed colors may not be accurate. Contact your Midland dealer for exact color samples

PANEL DESIGN



SPECIFICATIONS

3-Inch ThermoGuard™

3-Inch EnergySaver™

U-Factor

R-Value

0.11

26.0



0.15

17.05



Foam/Insulate

Polyurethane

Extruded closed-cell polystyrene

Thickness

3 inches

3 inches

Maximum Width

40 ft. 2 In.

40 ft. 2 In.

Exterior Steel

27 gauge

20 gauge upgrade, white only

25 gauge

20 gauge upgrade, white only

Interior Steel

27 gauge

25 gauge

Warranty* Excludes Springs


10 years

10 years

*For full warranty details contact your Midland dealer




GLASS




Plain




Bronze



Satin*



Low E



Obscure



Double Dark*



Gray

*Tempered only.

WINDOWS



24" x 7"



24" x 12"



32" x 14"

Note: 32x14 is only available in 3-inch

OPENING WIDTH

1-Post System: Max width 48 feet

2-Post System: Max width 60 feet