



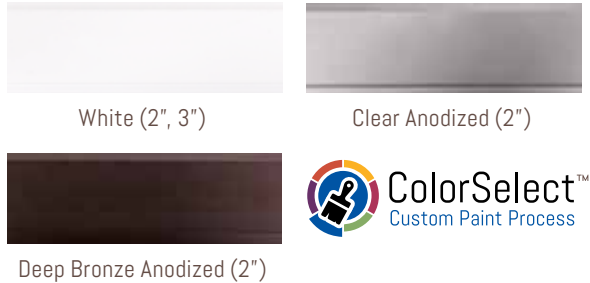
Midland's Commercial FullView overhead doors provide strength and durability while allowing in natural light. Make a strong first impression by installing a FullView door, customized with your choice of window glass options. To further complement your building's exterior, choose from our standard frame color options or ask about custom colors.

Available with insulated or non-insulated glass.

THE TECHNOLOGY & STRENGTH OF YOUR FULLVIEW DOOR

Midland's Commercial FullView doors are available in 2-inch and 3-inch thicknesses and multiple window color/design options. Contact your Midland dealer for widths and sizing. All Midland commercial doors feature heavy-duty galvanized steel tracks and hardware.

CHOOSE YOUR FRAME COLOR



Consult your Midland dealer for custom color options. FullView doors can be customized to any color of your choice with powder coating options. Due to the printing process, the colors in this brochure may not be exact; contact your Midland dealer for accurate colors.

PICK YOUR GLASS DESIGN




*Only available in tempered. All other glass is available in both tempered and untempered.

Contact your Midland dealer for more window configurations.

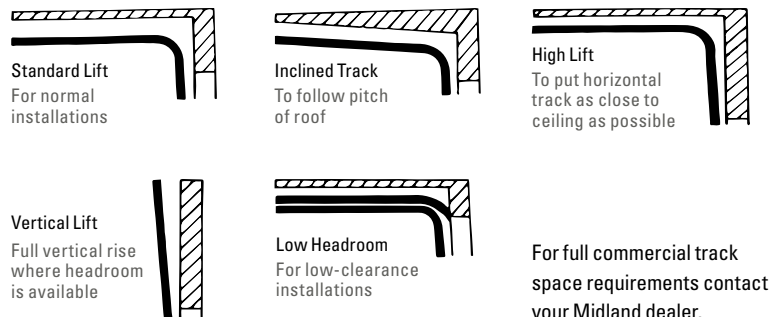
SPECIFICATIONS

Frame	6063-T-6 Aluminum	6063-T-6 Aluminum
Thickness	2 inches	3 inches
Warranty* Excludes Springs	5 years	5 years

*For full warranty details contact your Midland dealer.



TRACK CONFIGURATIONS



www.midlandgaragedoor.com

Information shown is based on specifications and features available at the time of printing and is subject to change without prior notice.

© 2018 Midland Garage Door Mfg. Co. Inc. All rights reserved.

0518