



Keep the elements out and reduce wasted energy with the polystyrene core of our EnergySaver doors. Not only do they look good, we build them to last longer with 25- or 20-gauge embossed pebble-grain exterior steel on the exterior and 25-gauge steel inside. The commercial-grade astragal weather seals, and heavy-duty, galvanized steel track and hardware will keep your door running smoothly for years to come.

The simplicity and reliability of our EnergySaver doors make them a strong choice to complement new construction or upgrade an existing building.

# THE TECHNOLOGY & STRENGTH OF YOUR ENERGYSAVER™ DOOR

Midland's Commercial doors feature embossed pebble-grain exteriors and are available with color and window options to complement any building's exterior. All Midland commercial doors feature heavy-duty galvanized steel tracks and hardware.

## CHOOSE YOUR COLOR

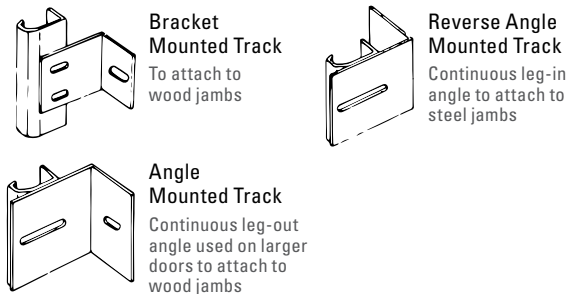


Consult your Midland dealer for custom color options. Due to the printing process, the colors in this brochure may not be exact; contact your Midland dealer for accurate colors.

## ADD WINDOWS




## TRACK MOUNTING DETAILS



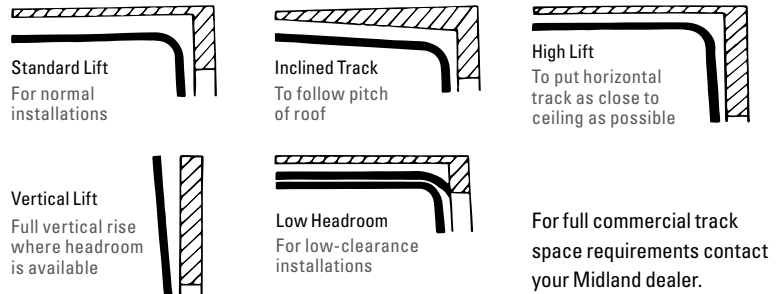
## SPECIFICATIONS

	2" EnergySaver	3" EnergySaver
Foam/Insulate	Polystyrene	Polystyrene
R-Value	9.25	17.05
Thickness	2 inches	3 inches
Maximum Width	24 feet 2 inches	40 feet 2 inches
Exterior Steel	25 gauge optional 20-gauge upgrade available in white only	25 gauge optional 20-gauge upgrade available in white only
Interior Steel	25 gauge	25 gauge
Warranty* Excludes Springs	10 years	10 years



\*For full warranty details contact your Midland dealer.

## TRACK CONFIGURATIONS



[www.midlandgaragedoor.com](http://www.midlandgaragedoor.com)

Information shown is based on specifications and features available at the time of printing and is subject to change without prior notice.

© 2018 Midland Garage Door Mfg. Co. Inc. All rights reserved.

0518