

SECTIONS

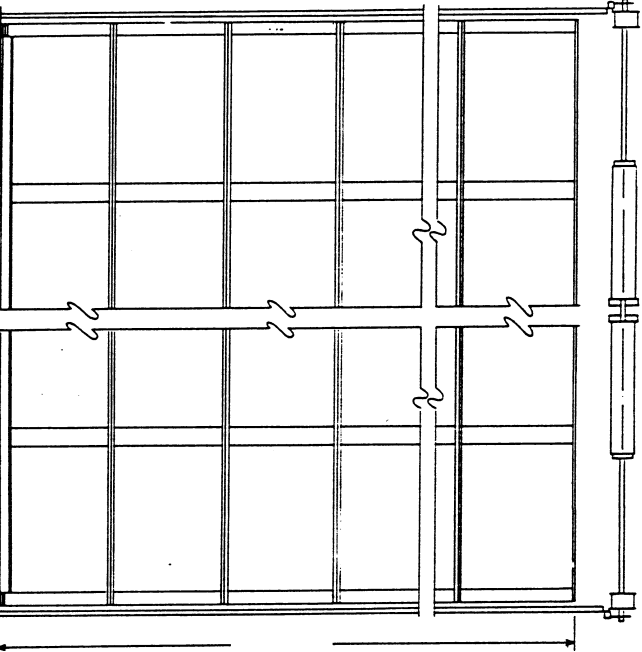
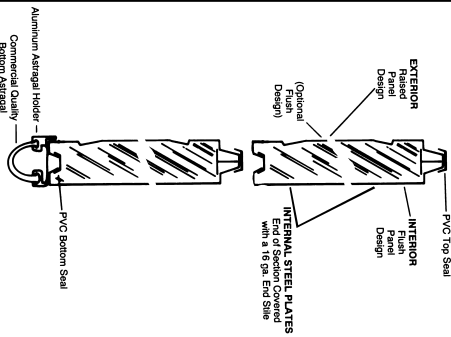
DOOR MODEL _____, SECTIONS ARE _____ THICK ROLL FORMED HOT DIP GALVANIZED QUALITY STEEL. EXTERIOR AND INTERIOR SKINS ARE RAISED PANEL. INSULATION POLYSTYRENE CORE. EXTERIOR AND INTERIOR SKINS ARE SEPARATED TO FORM AN EFFECTIVE THERMAL BREAK. WEATHER-STRIPPING BETWEEN EACH SECTION JOINT FORMS A WEATHERTIGHT SEAL. END STYLE ARE MANUFACTURED FROM 16 GAUGE GALVANIZED STEEL. OPTIONAL CENTER STYLE MANUFACTURED FROM 18 GAUGE GALVANIZED STEEL ATTACHED TO THE INTERIOR SKIN FULL HEIGHT OF SECTION.

HARDWARE
 NYLON ROLLERS AND INCLINED TRACK FOR WEATHERTIGHT CLOSURE. TORSION SPRINGS OF OIL TEMPERED WIRE, GALVANIZED CABLES FOR COUNTER-BALANCING. ALL ROLLER HINGES, BRACKET, AND FIXTURES ARE 14 GAUGE GALVANIZED STEEL.

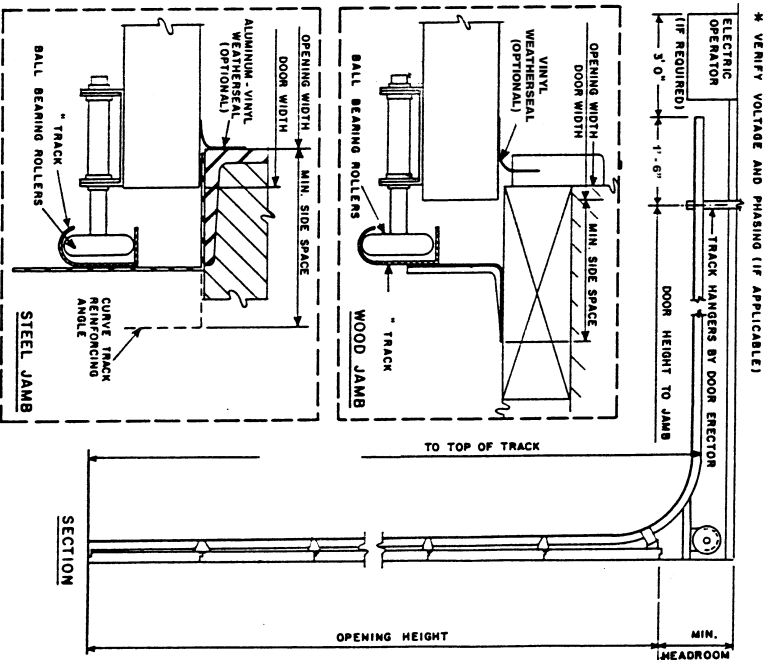
GENERAL SPECIFICATIONS

* NOTE: MIN. 4" WIDE PADS ARE REQUIRED FOR SPRING BRACKET ATTACHMENT AS DICTATED BY DOOR REQUIREMENTS OF SIZE, WEIGHT AND LIFT CLEARANCE. PADS FURNISHED AND INSTALLED BY OTHERS. ALL SPRING MOUNTING PADS TO BE FLUSH WITH JAMB.

* NOTE: SIZE AND DIAMETER OF SPRING WIRE IS DETERMINED BY WEIGHT, AND LIFT OR CYCLE REQUIREMENTS OF THE DOOR. MULTIPLE SPRINGS OR SHAFTS MAY BE NECESSARY.



JOB REQUIREMENTS
 EA. @ _____' WIDTH X _____' HEIGHT
 EA. @ _____' WIDTH X _____' HEIGHT
 DOORS TO BE _____ PANELS WIDE AND _____ SECTIONS HIGH.
 WINDOW LIGHTS IF REQUIRED, WILL BE _____ X _____ AND WILL BE GLAZED WITH _____ AND WILL BE LOCATED IN SECTION # _____ AND IN PANEL(S) _____ AND WILL BE DOORS (IF REQUIRED) WILL ALSO BE FURNISHED WITH: _____



REGULAR CLEARANCE - RESIDENTIAL

MIDLAND GARAGE DOOR MFG. CO.
 SUPPLIER: _____
 ADDRESS: _____
 PHONE: () _____
 JOB: _____
 LOCATION: _____
 CONTRACTOR: _____
 DATE: _____
 DRAWN BY: _____
 DRAWING NO. _____