

SECTIONS

GENERAL SPECIFICATIONS

DOOR SECTIONS ARE 2" THICK ROLL FORMED FROM HOT DIP GALVANIZED COMMERCIAL QUALITY STEEL. THE EXTERIOR AND INTERIOR SKINS ARE PEBBLE TEXTURED 26 GAUGE PRESSURE BONDED TO AN EXPANDED POLYSTYRENE FOAM CORE. THE EXTERIOR AND INTERIOR SKINS ARE SEPARATED TO FORM AN EFFECTIVE THERMAL BREAK. WEATHER-STRIPPING BETWEEN EACH SECTION JOINT FORMS A WEATHERTIGHT SEAL. END STILES ARE MANUFACTURED FROM 16 GAUGE GALVANIZED STEEL SEPARATED FROM EXTERIOR SKIN WITH A DUPON-ETER THERMAL BREAK. INTERMEDIATE STILES AND OPTIONAL CENTER STILE ARE MANUFACTURED FROM 16 GAUGE GALVANIZED STEEL ATTACHED TO THE FACE OF THE INTERIOR SKIN FULL HEIGHT OF SECTION.

BALL BEARING ROLLERS WITH CASE HARDENED RACES AND INCLINED TRACK FOR WEATHERTIGHT CLOSURE. TORSION SPRINGS OF OIL TEMPERED WIRE, WITH GALVANIZED CABLES FOR COUNTERBALANCING. ALL ROLLER HINGES, BRACKET AND FIXTURES ARE 13 GAUGE OR HEAVIER STEEL. HARDWARE AND METAL PARTS OTHER THAN TORSION SPRING OF GALVANIZED STEEL.

HARDWARE

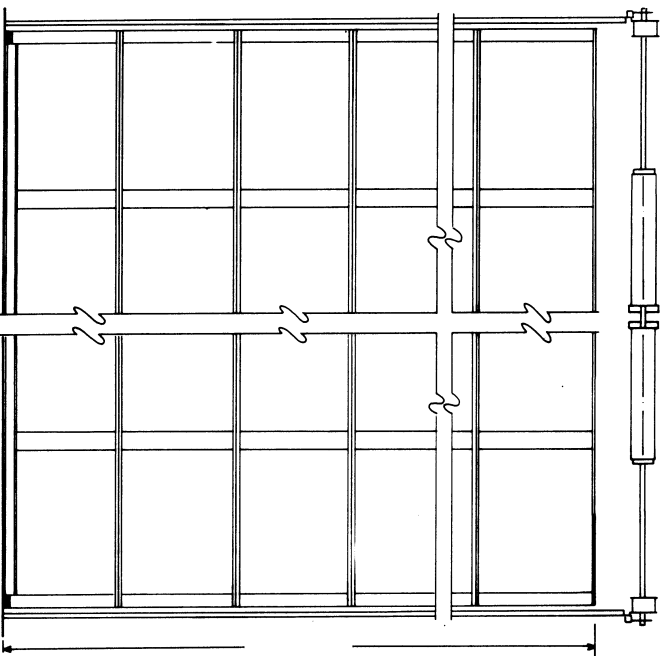
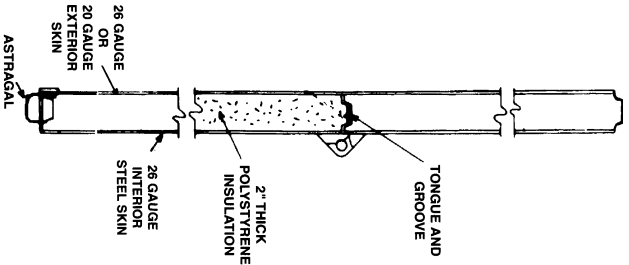


**JOB REQUIREMENTS**

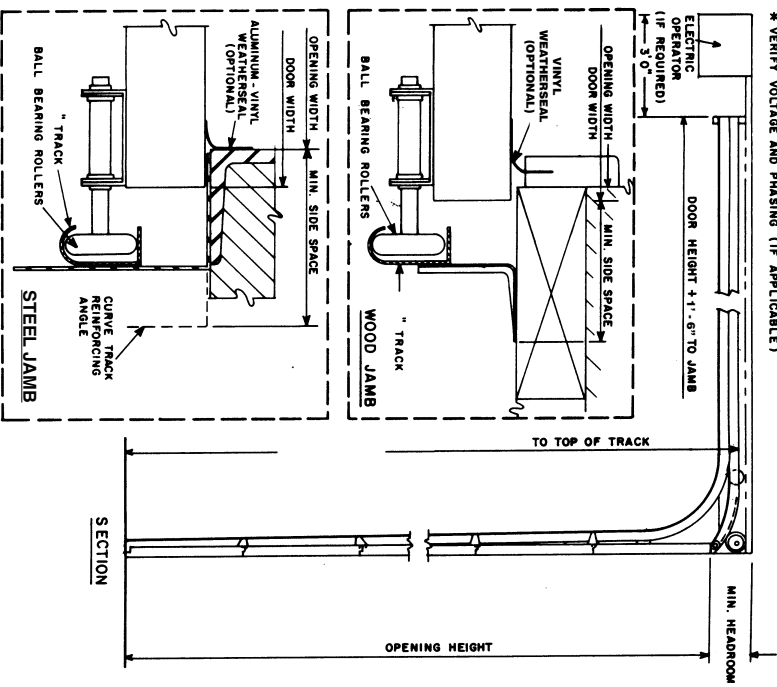
EA. @ \_\_\_\_\_' WIDTH X \_\_\_\_\_' HEIGHT  
 EA. @ \_\_\_\_\_' WIDTH X \_\_\_\_\_' HEIGHT  
 DOORS TO BE \_\_\_\_\_ PANELS WIDE AND \_\_\_\_\_ SECTIONS HIGH.  
 WINDOW LIGHTS IF REQUIRED, WILL BE \_\_\_\_\_ X \_\_\_\_\_ AND WILL BE GLAZED WITH \_\_\_\_\_ AND WILL BE \_\_\_\_\_ AND WILL BE  
 LOCATED IN SECTION # \_\_\_\_\_ AND IN PANEL(S) \_\_\_\_\_  
 DOORS (IF REQUIRED) WILL ALSO BE FURNISHED WITH: \_\_\_\_\_

\* NOTE: MIN. 4" WIDE PADS ARE REQUIRED FOR SPRING BRACKET ATTACHMENT AS DICTATED BY DOOR REQUIREMENTS OF SIZE, WEIGHT AND LIFT CLEARANCE. PADS FURNISHED AND INSTALLED BY OTHERS. ALL SPRING MOUNTING PADS TO BE FLUSH WITH JAMB.

\* NOTE: SIZE AND DIAMETER OF SPRING WIRE IS DETERMINED BY WEIGHT, AND LIFT OR CYCLE REQUIREMENTS OF THE DOOR. MULTIPLE SPRINGS OR SHAFTS MAY BE NECESSARY.



ELEVATION (NOT TO SCALE)



\* VERIFY VOLTAGE AND PHASING (IF APPLICABLE)

LOW HEADROOM - 2" E.S. (THERMAL) - STEEL CONSTRUCTION

**MIDLAND**  
GARAGE DOOR MFG. CO.

SUPPLIER: \_\_\_\_\_  
 ADDRESS: \_\_\_\_\_  
 PHONE: ( \_\_\_\_\_ ) \_\_\_\_\_

JOB: \_\_\_\_\_  
 LOCATION: \_\_\_\_\_  
 CONTRACTOR: \_\_\_\_\_

DATE: \_\_\_\_\_  
 DRAWN BY: \_\_\_\_\_  
 DRAWING NO. \_\_\_\_\_